




Unplugged

Name: \_\_\_\_\_

Date: \_\_\_\_\_


# Graph Paper Programming


## Assessment Worksheet



You have just learned how to create algorithms and programs from drawings, and how to draw an image from a program that someone gives to you. During the lesson, you worked with other people to complete your activities. Now you can use the drawings and programs below to practice by yourself.

Use the symbols below to write a program that would draw each image.


 Move One Square Forward

 Move One Square Backward


 Move One Square Up

 Move One Square Down

 Fill-In Square with Color



Step 1	2	3	4	5	6	7	8	9	10
Step 11	12	13	14	15	16	17	18	19	20

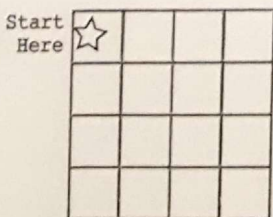













Step 1	2	3	4	5	6	7	8	9	10
Step 11	12	13	14	15	16	17	18	19	20



Step 1	2	3	4	5	6	7	8	9	10
Step 11	12	13	14	15	16	17	18	19	20

Now, read the program below and draw the image that it describes.



 Step 1	 2	 3	 4	 5	 6	 7	 8	 9	 10
 Step 11	